










## Using Editing Symbols

To encourage students to edit their own papers or those of their peers, teachers may wish to promote the use of some basic, standard proofreading marks. These symbols may be timesaving devices for students to use in signaling grammatical errors as they edit and revise their papers. Teachers may find the following suggested list useful.

1. R.O. = run-on
2. frag = fragment
3.  = spelling (word circled, simple sp written, or check mark above)
4. awk = awkward wording
5. tns = wrong tense
6. ¶ = paragraph problem
7. ( ) = used to enclose problem sections
8. C = capitalization
9. P = punctuation
10. T.S. = topic sentence (either to indicate one is needed or to indicate a sentence is not related to the topic sentence)
11.  = reverse the order of letters or words
12.  = word or phrase omitted
13. ? = can't understand
14. X = delete
15. / = separate the words
16.  = join words or letters

### Primary Editing Symbols

1. ¶ = begin new paragraph
2.  = circle misspelled word
3.  = add word(s) or punctuation
4.  = take out words
5.  = move words
6.  = capitalize a letter

STUDENT WORKSHEET  
USING EDITING SYMBOLS

Name \_\_\_\_\_

Exercise 1

**Directions:**

Edit these sentences. Use the appropriate symbols.

1. the dog ran up the Hill
2. Me and bill is good frends
3. Help me close this doo I am not strong enuf.
4. Will you Be abul to come to my House tonight
5. Have you my Hat
6. Do you ride bike affen

(Note to the teacher: this exercise may be adapted to various grade levels.)

Exercise 2

**Directions:**

Edit the following paragraph using editing symbols.

louis braille was born in a town near paris france, in 1809 louis were a bright boy but he had a serous problem he was blind even so, he could get around town by taping with a cane. He got along very well but he was sory that couldn't read and write like the othur children

